

SOLTEX

RETRACTABLE SUN AND RAIN CONTROL

.....
 enduring design
 timeless enjoyment

issey unicom

Retractable Drop Arm Awning

Low sun angles and high winds can be issues when considering external shading for your home. Along with finding a solution that will effectively deter heat, glare and damaging UV rays, you want a system that is aesthetically pleasing and enhancing to your home's external design. The Issey Unicom is an elegant drop-arm awning with striking looks ideal for lifting the facade while providing excellent sun protection. Suitable for verandahs, doors and upper-floor windows, the system offers heat, glare and UV protection while maintaining the view.

The awning's strength in design and robust spring-loaded arms stabilise the system against winds, making it a discerning and effective sun solution. Issey's forte in solving sun problems has led them to create the unique Unicom Drop Arm and Eave Arm variations to successfully accommodate unusual applications.



SOLTEX

RETRACTABLE SUN AND RAIN CONTROL

SPECIALIST DEALER

Soltex Retractable Shading and All-Weather Systems is a Specialist Dealer of Issey Sun Shading Solutions.

For further information, pricing or technical documentation please contact Soltex on 1300 765 839 or info@soltex.com.au

issey unicom

The Issey Unicom is one of the most robust modern drop-arm awnings on the market. It is used to shade balconies, doors and upper-floor windows. The spring-loaded arm system's projection angle can be freely extended between 0 to 115 degrees. The variation "Eaves Arm" can be fitted to suit protruded eaves. Ideal locations and uses include:

- Verandahs
- Doors
- Loggias
- Upper-Floor Windows



Fabric

A wide choice of fabric is available to suit your unique situation.

- Screen 86% / 90% / 92% / 93% - When you have a beautiful view, selecting the screen fabric will ensure the majority of heat, glare & UV are prevented while the view is maintained.
- Acrylic 99.5% - A higher block-out factor may be required in a west facing situation or when maximum heat control or privacy is essential.

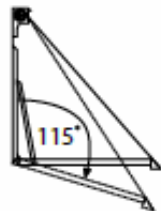
Drop Arms

- The spring-loaded arms allow for a maximum angle of 115 degrees

Operation

The ability to retract the blinds gives you the power to control when and how much shade is required:

- **Motorised** - Somfy tubular motors that can be hardwired to a switch or operated via remote control
- **Manual Crank** - Removable external crank with handle attached to eye outlet
- **Automatic Sensors** - For enhancement of lifestyle, choose an automatic sun & wind sensor that automatically extends or retracts the systems according to the day's conditions
- **BMS** - Easily integrates with Building Management Systems for convenient and versatile control



Framework

Aluminium frames (perfectly closing cassette)
Galvanised & powdercoated fabric tube

Fasteners

Stainless steel Bolts, Nuts and Screws

Frame Finish

Powdercoating (All Standard Dulux and Interpon colours)
Anodising (All Standard Colours) Extrusions only

Installation Methods

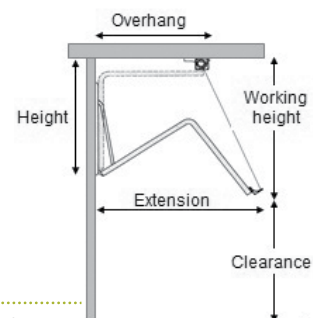
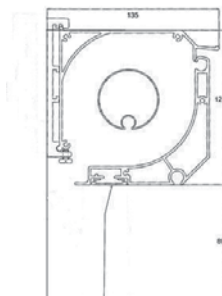
Each situation is unique and requires different methods of installation. Issey's own installers will create the most suitable method for your application.

- Face Fit
- Side Fit

Headbox Sizes & Size Limits

The spring-loaded, drop arms allow for a maximum angle of 115 degrees. The slimline, powdercoated headbox protects and prolongs the life of the system.

- Width 770mm – 6000mm
- Drop 1500mm – 2050mm (Arm length 800mm -1400mm)



Unicom Variations

Unicom Eave Arm - Ideal for shading areas with eaves