





Architect: Mountford Williamson
 Builder: Catalyst Homes
 Photography: Phil Handforth

Shaderunner®

retractable sail system

The Shaderunner® Retractable Sail System is ideally suited for a range of applications around the home, from outdoor entertaining spaces & patios, to swimming pools and courtyards.

- ✓ Retractable shade on demand
- ✓ Manual or motorised operation
- ✓ UV protection & glare reduction
- ✓ Summer shade or winter sun
- ✓ Large spans with minimal structure
- ✓ Flexible design suitable for most spaces



www.shaderunner.com.au



CONVENIENT CLIMATE CONTROL

This simple yet functional system enables the homeowner to shade outdoor spaces as and when required, meaning outdoor areas can be used and enjoyed even during the hotter parts of the day.

The Shaderunner® can be manufactured from a **wide range of fabrics** including **Polyester Mesh** for dependable shading with 95% block out, to **translucent Waterproof PVC** for a weatherproof solution. Each fabric is mould resistant and offers protection from glare and the sun's harmful rays, with a wide range of colours available.

With so many colour options available, the Shaderunner® complements all architectural styles, from **contemporary suburban homes** to **traditional country residences**.

The Shaderunner® is ideally suited for a range of applications around the home, from **outdoor entertaining spaces** and **patios** to **swimming pools** and **courtyards**.

Available in a manual or motorised version, the Shaderunner® can be installed to an existing or purpose built **pergola**, **between walls**, **fascias** or **free standing posts**.

The unique qualities of the Shaderunner® enable it to be utilised for a multitude of applications, from the **smallest domestic setting** right up to **large span commercial projects**, such as **aquatic parks** and **hotels**.

Constructed using only the most **durable 316 stainless steel fittings** and **marine grade Ronstan ball bearing pulleys**, the Shaderunner® Retractable Sail provides years of trouble-free shading with minimal maintenance.



Durable Fabrics

The Shaderunner® is manufactured from a range of **rigorously tested fabrics** which are as durable as they are stylish, being designed to withstand high traffic applications and the demands of the harsh Australian climate with ease.

Polyester Mesh (10 Year Warranty)
90-95% UV block out for controllable shade and glare reduction.



Waterproof PVC (10 Year Warranty) Translucent all-weather UV protection - system requires side fall for water runoff.



Acrylic Canvas (5 Year Warranty)
Including Weathermax - suited to both internal & external applications.



Warranty

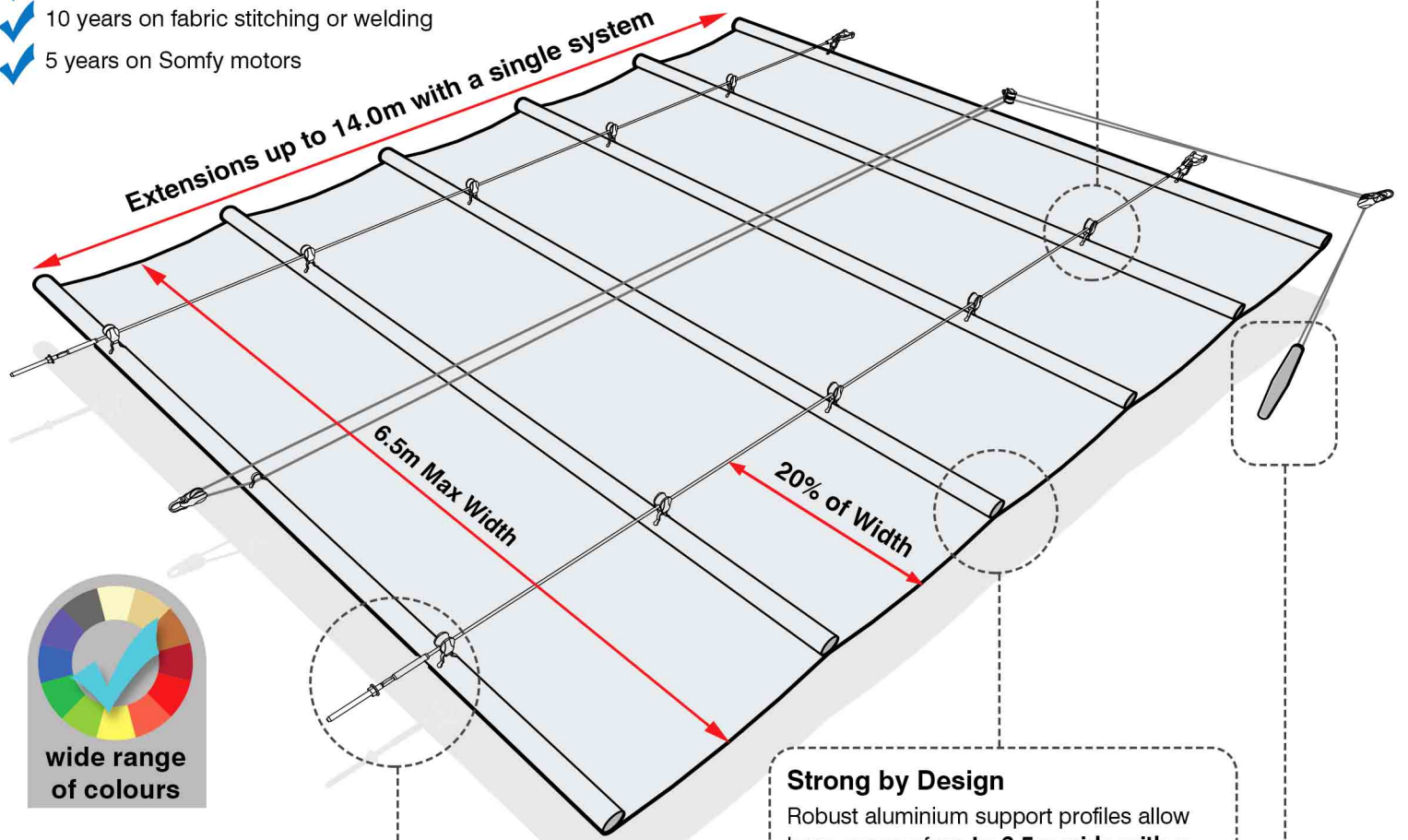
The Shaderunner® is durable by design and will provide **years of trouble free use**. For peace of mind, this is backed up by the following warranties:

- ✓ 5 years on components & workmanship
- ✓ 5-10 years on fabrics
- ✓ 10 years on fabric stitching or welding
- ✓ 5 years on Somfy motors

Durable Components



The Shaderunner® is constructed using only the most robust components including **marine grade Ronstan ball bearing pulleys & 316 stainless fittings**. These low friction ball bearing pulleys ensure continued ease of use and durability.



Strong by Design

Robust aluminium support profiles allow large spans of **up to 6.5m wide with a single system**. For wider areas additional systems can be added for further coverage.

High Strength Fittings

High strength 316 stainless steel running wires and tension fittings enable large extensions, typically up to **14m as a single system**.

Larger spans are possible subject to site conditions & structural design. Also possible with twin Shaderunner® fabrics running on the same wires, stacking at both ends and extending to the centre.



Simple Operation

Manually operated Systems feature an endless cord system to easily extend and retract the fabric, with the cord then secured and tied off at the horncleat.

For very large systems, or where the Shaderunner® is sloped or angled, a **manual winch** can be added to aid operation. When not in use the winch handle can be detached and stowed away.

Remote motorised operation is also available for the ultimate convenience if preferred. The Shaderunner is effortlessly extended at the touch of a button with the **Somfy remote control**. (limited to 8.0m max extension/40sqm).



Designed in collaboration with Amy Toselli of Philip Leeson Architects. Wall art by Ham Darroch



Shaderunner®

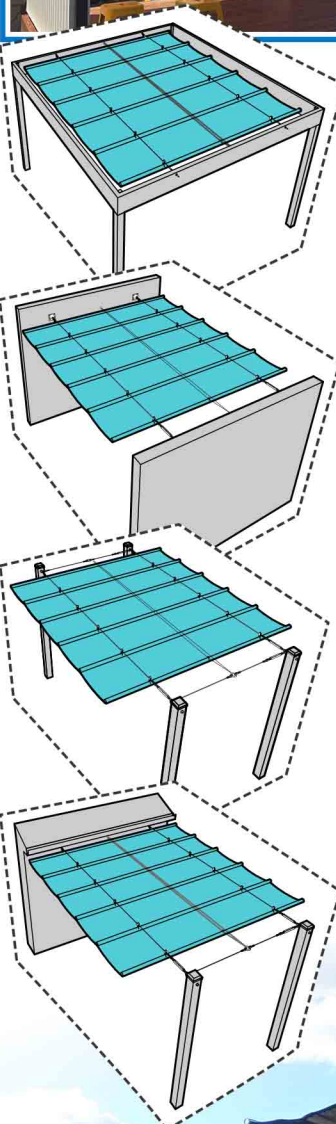
retractable sail system

Specification

- Width:** 6.5m maximum, 2.0m minimum for motorised
- Extension:** Up to 14.0m as a single system (standard) (larger extensions subject to structural design)
- Fabric Drop:** 250-500mm typical stowed fabric depth (custom designed to suit site conditions)
- Running Wires:** 2 x Stainless Steel Wires as standard (additional wires where required)
- Operation:** Manual operation as standard with endless cord system & cleat
Motorised option with remote (max 8m extension or 40sqm area)
- Motor type:** Somfy RTS motor in powdercoated slimline headbox
- Sensors:** Optional Somfy wind, sun or rain sensors
- Wind Resistance:** 25 knots (or to suit engineer design of support structure)

Range of Support Options

Versatile by design, the Shaderunner® is ideally suited to a range of structural support systems. The Shaderunner® is typically fixed to **buildings, fascias, walls, posts, pergolas, custom structures** or a combination of these - plus more.



Australian Head Office/Manufacturing/Showroom:



08 8354 2116

www.shadeform.com.au

enquiries@shadeform.com.au

212 Grange Road FLINDERS PARK SA 5025

Free call 1800 495 645

www.shaderunner.com.au

enquiries@shaderunner.com.au